

Palla Reviews

Microsoft, Tech

≡ Menu

How to Fix Outlook 2016 not working in Windows 10 – Basic Solutions

👤 Palla Sridhar

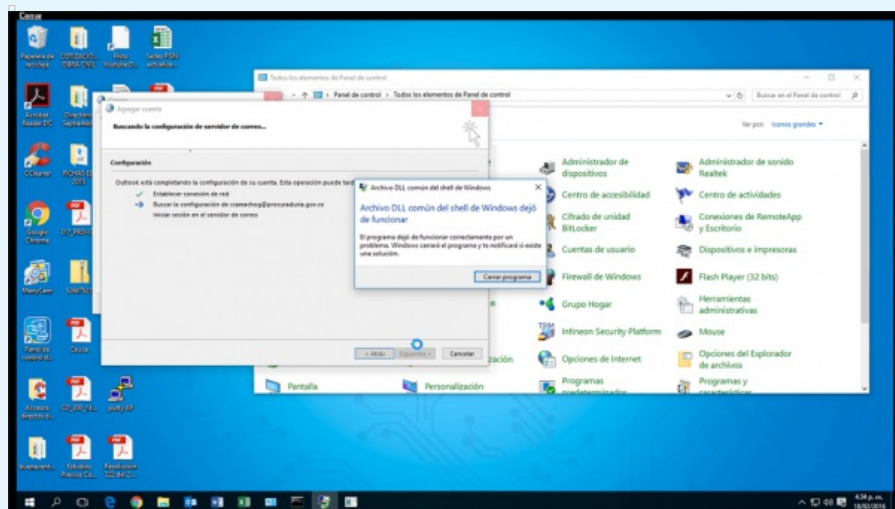


While Gmail and Yahoo Mail continue to be mainstream email options, professionals and [Windows fans will only give up Microsoft Outlook](#) when you pry it from their cold, dead fingers.

And that's not a bad thing – the latest versions of Outlook have made significant jumps in UI and already-impressive feature suites, not to mention in **connectivity with other email platforms**.

But if you have recently updated to Windows 10, downloaded Outlook 2016, or bought some new software, you may have noticed a problem – Outlook just stops working completely. Perhaps your computer freezes every time you try to open it.

Maybe you get an error message whenever you try to check your email. Maybe the program just won't start at all, and let's face it, you really need to check those emails.



This common problem of “windows shell common dll has stopped working” occurs in Outlook 2016 mainly due to Windows 10 OS. You can search forums for this kind of error to find a solution or the basic fixes listed below.

Source: microsoft.com

Here are the **most effective steps** you can take to get your Outlook email up and running successfully again. Take them one at a time, or scout through and **find the solution that looks most applicable to your start-up problem.**

- [Simple Tool to Recover PST Files in Outlook 2013 – RecoveryFix \[Review\]](#)
- [Fix Outlook 2013 and 2010 Loading Profile Problems – Several Solutions](#)
- [Clear Details on Outlook.com POP3 Settings for SmartPhones and PC](#)

Content Summary [\[hide\]](#)

[1 Start with the basics](#)

[2 Updating Outlook and other software](#)

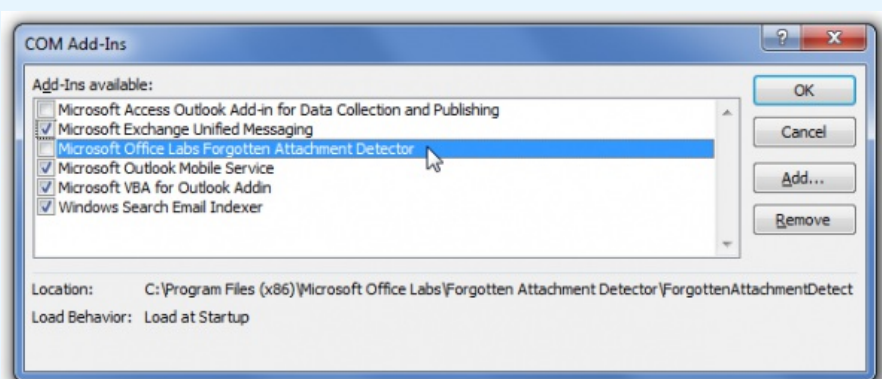
[3 Fixing damaged data files](#)

[4 Get More Related Posts:](#)

Start with the basics

It's literally the first thing everyone says, so let's get it out of the way early. **Try turning your computer on and off.**

You'd be amazed how often this will **solve your Outlook issue**. Sometimes the operating system just needs to reboot. At other times, Windows needs to automatically download and apply important updates that will give you access to your email once again (particularly for Outlook 2016).



Sometimes a third-party or default plugins installed by other software can be a problem in outlook not working. You can just disable them and restart computer if required.

Source : howtogeek.com

Still other times, Outlook is being used by another process and cannot be accessed until you break the cycle. Whichever way, running through the old shutdown and startup procedure will have a positive effect.

However, your computer isn't the only thing you should think about "restarting." You may want to **consider uninstalling and reinstalling the Outlook app as well.**

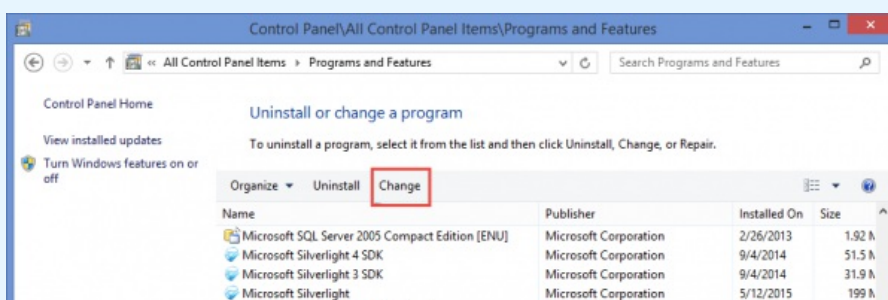
⚠ You can easily archive your emails to OneDrive or other cloud storage options for this step if you are worried about losing them – in fact, backing up your emails is highly recommended no matter what restart procedure you choose, just in case something goes wrong.

Reinstalling Outlook completely can help work out some of the bugs or update errors that may have crept in.

You can use the in-built command-line tools like "sfc" to repair outlook installations and corrupted files. Here is one error "0x800cce05" which can be repaired using Command prompt in Windows 10. This videos shows how to fix that error.

Updating Outlook and other software

Not all updates are automatic, particularly if you have the automatic update feature in Windows turned off. If restarting your computer doesn't fix Outlook, then you may want to **look for available Windows updates that you need to manually implement.**



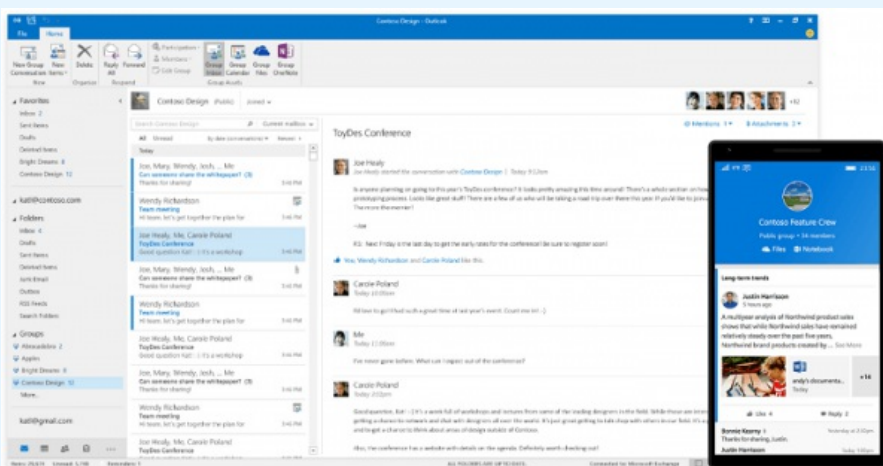
Microsoft S/MIME ActiveX Control	Microsoft Corporation	9/17/2014	1.84 M
Microsoft Online Services Sign-in Assistant	Microsoft Corporation	12/18/2014	5.55 M
Microsoft OneDrive	Microsoft Corporation	7/7/2015	35.8 M
Microsoft Office Remote	Microsoft Corporation	11/10/2014	4.27 M
Microsoft Office Proofing Tools 2013 - English	Microsoft Corporation	1/22/2015	18.6 M
Microsoft Office 365 ProPlus - en-us	Microsoft Corporation	7/14/2015	
Microsoft Lync Web App Plug-in	Microsoft Corporation	9/2/2014	23.3 M
Microsoft LifeCam	Microsoft Corporation	11/21/2014	43.8 M
Microsoft Garage Mouse without Borders	Microsoft Garage	1/22/2015	1.31 M
Microsoft Expression Web 4	Microsoft Corporation	9/4/2014	
Microsoft Expression Studio 4	Microsoft Corporation	9/4/2014	
Microsoft Expression Studio 3	Microsoft Corporation	9/4/2014	

Microsoft Corporation Product version: 16.0.4229.1004

You can use the “Repair” process in Programs and Features in Windows 10 to troubleshoot installation issues. If some files are corrupted, this fixes them.

Source: slipstick.com

You can visit **Settings, find Update and recovery**, and then pick Choose how updates get installed to turn on automatic updates or partially activate them for the most important updates. Or you can visit this handy page on the Microsoft Support site to access all the recent updates for Outlook (through Outlook 2016) and download them one at a time.



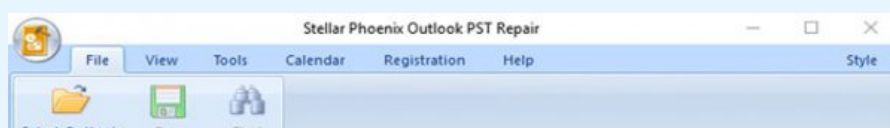
Sometimes, there are problems with POP3 accounts in Outlook 2016. The recent update in Mar, 2016 for Office 2016 fixes these kind of errors

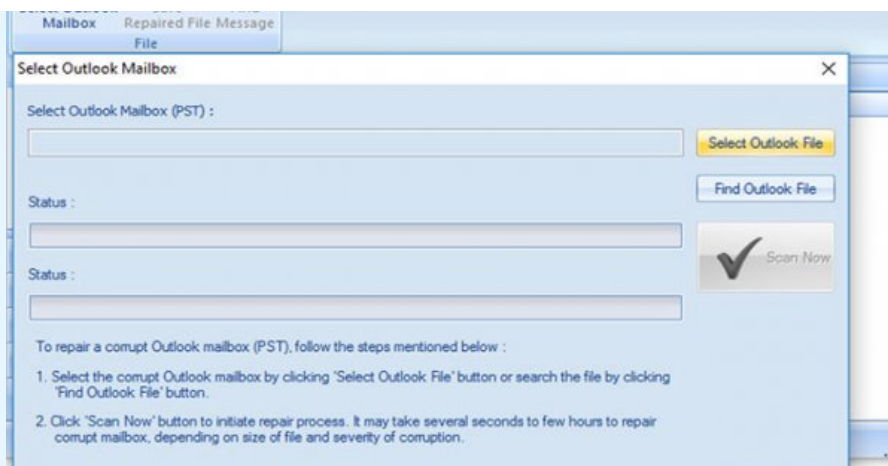
Source: windowsreport.com

Fixing damaged data files

🔗 “File access denied” errors


This is a **weird little error** that tells you that a set of folders cannot be opened because “**file access is denied**” and you “**do not have the permission required**” and other things designed to frustrate you. This error message will include a specific file name, probably located in the C Drive. **Copy that file name and search for it in your search box to bring it up.**





Third-party tools like Stellar Outlook PST Repair can fix damaged OST and PST files. Other software can find damaged files and repair them.

Source : avanquest.com



This video talks about how to move Outlook 2016 data files like PST and OST to another folder and fix errors of Outlook not working in Windows 10.

Right click on the troublesome file, and go to Properties. Head over to the Security tab, choose "Edit" and give your user account "Full control." Restart Microsoft Outlook and see if works.

💡 Note: This type of user permission problem are very common after an upgrade to Windows 10.

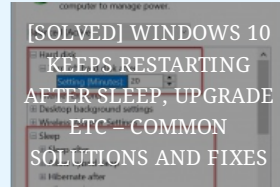
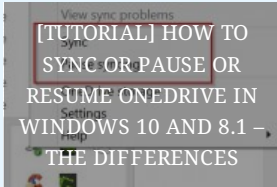
Get More Related Posts:

- [How MS Outlook Mail Backup, Restore, Compact and PST File...](#)

- [How to Speed Up Windows 10 – 25 Easy and Simple Tricks](#)
- [Fix Outlook 2013 and 2010 “Loading Profile” ...](#)
- [Internet Download Manager Review – Why you should buy...](#)
- [Simple Tool to Recover PST Files in Outlook 2013 –...](#)

This article was Last Updated on – 14th September, 2016

You may also like ...



Meet the Author

 Palla Sridhar

www.pallareviews.com/about-the-author/



Microsoft enthusiast and Tech lover. Completed M.Tech in Civil Engineering from [IIT Kanpur](#). Interests include Blogging, Surfing, Cricket, Books and Social Networking. Part-time Blogger, with emphasis on Microsoft, Health and SEO niche. Father of twin-daughters and interested in human-friendly technology. His interests include Windows 10, 8.1, 8, 7, Office 365, Office 2013, 2010, Software, Product Reviews, Solutions and Store Apps.



 0 comments... [add one](#)

Leave a Comment

Name *

Email *

Website

Comment

Submit

Confirm you are NOT a spammer (Check the box above)

Latest Posts in Solved

- [🔗 \[WorkAround\] Beware of KB3126446 – Causing Re-boot Issues in Windows 10 and 8.1 and 7 SP1 and Server 2012 R2](#)
- [🔗 Fix Excel 2013 Not Opening or Saving XLSX Documents](#)
- [🔗 VIA High Definition Audio Driver Problem in Windows 8.1 64 bit](#)
- [🔗 \[Fix\] Is your Windows 10 Monitor Not Working – These Steps can Help!!!](#)
- [🔗 Solve Windows 8.1 “Blue Screen On Startup” Error – Basic Remedies](#)

amazon



FLEXMOUNTS
Dual Monitor...
\$79.99 

 Shop now

amazon



Glass TV Stand,
LCD LED TV...
\$30.07 

 Shop now

Latest Posts in Windows 10

- [🔗 How to Fix Outlook 2016 not working in Windows 10 – Basic Solutions](#)
- [🔗 \[Tutorial\] How to Sync or Pause or Resume OneDrive in Windows 10 and 8.1 – The Differences](#)

📄 [Download Windows 10 HDMI Driver for DELL Computers – 3 Methods](#)

📄 [\[Solved\] Windows 10 Keeps Restarting After Sleep, Upgrade etc – Common Solutions and Fixes](#)

📄 [How to Speed Up Windows 10 – 25 Easy and Simple Tricks](#)

Recent Comments


Palla Sridhar on [How Much Internet Does Skype Use – Bandwidth and Data Usage](#)

Palla Sridhar on [Fix Windows 10 HDMI Sound Not Working – 10 Different Solutions](#)

Matteo on [Fix Windows 10 HDMI Sound Not Working – 10 Different Solutions](#)

Palla Sridhar on [Fix Outlook 2013 and 2010 “Loading Profile” Problems – Several Solutions](#)

Kevin Mitchell on [Fix Outlook 2013 and 2010 “Loading Profile” Problems – Several Solutions](#)



Prev [Tutorial] [How to Sync or Pause or Resume OneDrive in Windows 10 and 8.1 – The Differences](#)

